

Instruction for Cleaning Solution

**【Product Name】**

Cleaning Solution

**【Package Specification】**

50mL/bottle REF: 42005005

250mL/bottle REF: 42014005

**【Intended Use】**

Cleaning the tubes of electrolyte analyzer.

**【Test Principle】**

Not Applicable

**【Main Composition】**

Non-ionic surfactant with mass fraction of 0.1%, High intensive ionic buffer.

**【Storage and Transportation】**

Stable for 2 years when stored at 2-30 °C in the shade. The products should be transported with outer package.

**【Applicable Instruments】**

Electrolyte Analyzers

**【Sample Requirements】**

Not Applicable

**【Test Methods】**

Open the electrolyte analyzer's reagent room, carefully put in the corresponding reagent, connect the tubes of Standard A & B, and then close the reagent room. Turn on the power, the system enters the main menu, select "Calibrate", the instrument automatically aspirates Standard A & B and establishes the calibration curve. After calibration, click "Measure" to aspirate sample (Cleaning solution). For more Instrument operations, please refer to instructions for electrolyte reagent (ISE, Pressure Method) and electrolyte analyzer.

**【Reference Range】**

Not Applicable

**【Interpretation of Test Results】**

Not Applicable

**【Calibration and QC】**

Not Applicable

**【Limitations of Testing Methods】**

Not Applicable



**【Performance Indicator】**





Not Applicable.

**【Precaution】**

1. This product is for in vitro diagnostic use only. Please refer to the instruction for usage.
2. Please seal it properly after using, to avoid long-time exposure in the air.
3. Avoid skin contact .Wear gloves when operating.
4. If the reagent is carelessly splattered onto the skin, eyes, etc., must wash with clean water, and if mistakenly swallowed, go to see a doctor immediately.
5. Do not use the solution when package is damaged.

**【Icon Illustration】**

Label	Meaning
	Date of manufacture
<b>IVD</b>	In vitro diagnostic medical device
	Manufacturer
<b>LOT</b>	Batch code

	Temperature limit
	Use-by date
<b>EC REP</b>	Authorized representative in the European Community
<b>REF</b>	Catalogue number
	Volume
	Main component
<b>CE</b>	CE Marking

**【Training information】**

Please refer to the service manual.

**【Help information】**

If you need help please contact after-sales.

**【Trouble shooting】**

Please contact after-sales.

**【References】**

Not Applicable

**【Manufacturer】**

Genrui Biotech Inc.  
 Address: 4-10F, Building 3, Geya Technology Park, Guangming District, 518106, Shenzhen, China  
 Web: www.genrui-bio.com

**【Medical Device Manufacturing Enterprise Permit No.】**

Guangdong SFDA (State Food and Drug Administration) authorized Medical Device Manufacturing Permit No. 20041046.

**【Guarantee and Technical Support】**

If invalid message repeats or need technical support, please contact Genrui Customer Service and Support Center.

**【Instruction Approved and Revised Date】**

Approved date: November 6<sup>th</sup> 2015

Revised date: October 19<sup>th</sup> 2018



**Lotus NL B.V.**  
 Koningin Julianaplein 10, 1e Verd  
 2595AA, The Hague, Netherlands  
 Email :peter@lotusnl.com