

Instruction for PVC Electrode Activating Solution

【Product Name】

PVC Electrode Activating Solution.

【Package Specification】

50ml/bottle REF: 42005002

250ml/bottle REF: 42014002

【Intended Use】

Used for new electrode activation

【Test Principle】

Not Applicable

【Main Composition】

Ionic, non-ionic surface active agent.

【Storage and Transportation】

Stable for 2 years when stored at 2-30 °C in the shade. The products should be transported with outer package

【Applicable Instruments】

Electrolyte Analyzers

【Sample Requirements】

Not Applicable

【Test Methods】

Open the electrolyte analyzer's reagent room, carefully put in the corresponding reagent, connect the tubes of Standard A & B, and then close the reagent room . Turn on the power, the system enters the main menu, select "Calibrate", the instrument automatically aspirates Standard A & B and establishes the calibration curve. After calibration, click "Measure" to aspirate sample (PVC electrode activating solution). For more operation, please refer to instructions of electrolyte reagent (ISE, Pressure Method) and electrolyte analyzer

【Reference Range】

Not Applicable

【Interpretation of Test Results】

Not Applicable

【Calibration and QC】

Not Applicable

【Limitations of Testing Methods】

Not Applicable





【Performance Indicator】









Not Applicable

【Precaution】

1. This product is for in vitro diagnostic use only. Please refer to the instruction for usage.
2. Please seal it properly after using, avoid long-time exposure in the air.
3. The reagent should avoid contamination.
4. Avoid skin contact. Wear gloves when operating.
5. If the reagent is carelessly spattered onto the skin, eyes, etc., must wash with clean water.and if mistakenly swallowed, go to see a doctor immediately.
6. Do not use the solution when package is damaged.

【Icon Illustration】

Label	Meaning
	Date of manufacture
	In vitro diagnostic medical device
	Volume
	Biological risks

	Batch code
	Temperature limit
	Use-by date
	Authorized representative in the European Community
	Catalogue number
	CE Marking
	Main component
	Manufacturer

【Training information】

Please refer to the service manual.

【Help information】

If you need help please contact after-sales.

【Trouble shooting】

Please contact after-sales

【References】

Not Applicable

【Manufacturer】



Genrui Biotech Inc.

Address: 4-10F, Building 3, Geya Technology Park, Guangming District,

518106, Shenzhen, China

Web: www.genrui-bio.com

【Medical Device Manufacturing Enterprise Permit No.】

Guangdong SFDA (State Food and Drug Administration) authorized Medical Device Manufacturing Permit No. 20041046.

【Guarantee and Technical Support】

If invalid message repeats or need technical support, please contact Genrui Customer Service and Support Center.

【Instruction Approved and Revised Date】

Approved date: November 6th 2015

Revised date: October 19th 2018



Wellkang Ltd
Suite B, 29 Harley Street
LONDON, W1G 9QR, U.K.
www.CE-Marking.EU